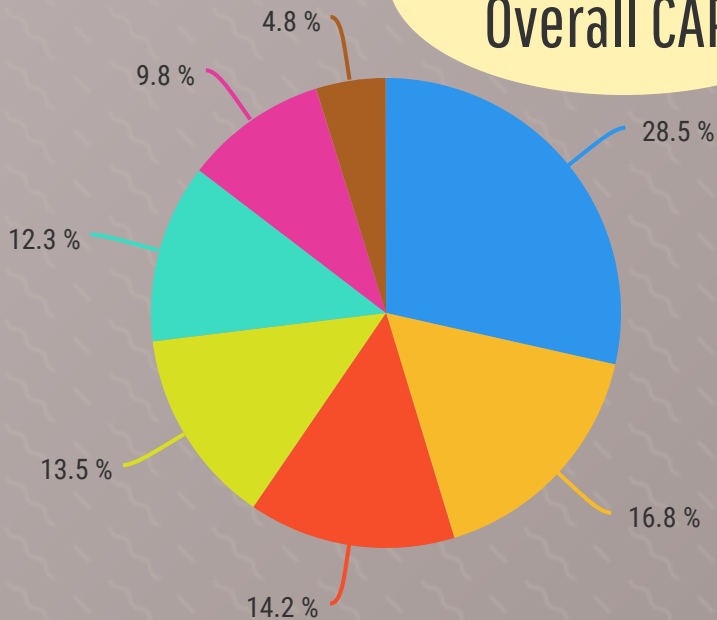


# Fall 2019 - Career and Academic Pathways

CAP Headcount  
13,559

During the 2018-19 academic year, LAVC approved seven Career and Academic Pathways (CAPs) which will help frame the Guided Pathways initiative moving forward. Operationalizing CAPs should help students find occupational and career information associated with each program. Once fully implemented, CAPs will connect to Onboarding, Program Mapper, College 101, and Faculty Mentoring. This should help students select a program of study and accelerate their progress towards completion.

## Overall CAPs

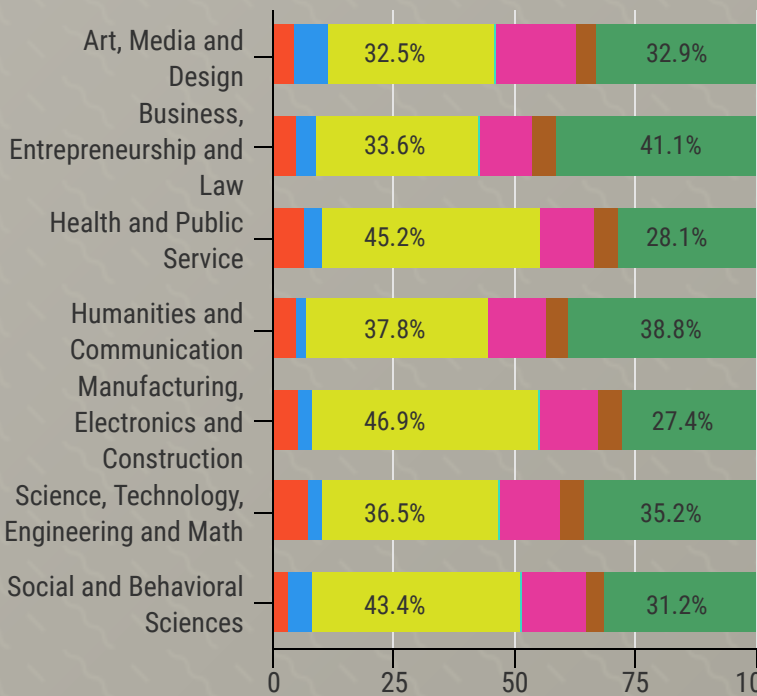


- Health and Public Service
- Business, Entrepreneurship and Law
- Science, Technology, Engineering and Math
- Social and Behavioral Sciences
- Humanities and Communication
- Art, Media and Design
- Manufacturing, Electronics and Construction

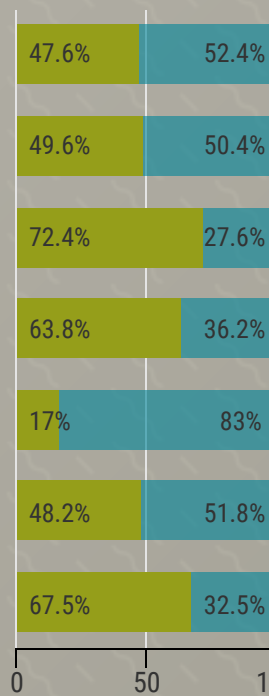
## First-time in College



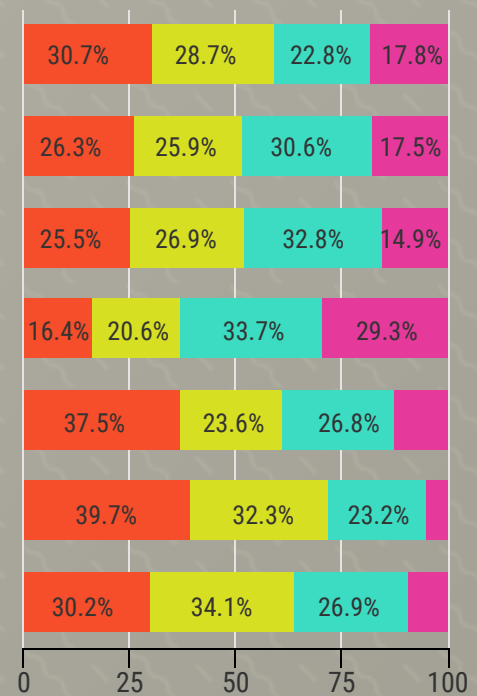
## Percentage: By Ethnicity



## By Gender



## By Age Group



- American Indian/Alaskan Native
- Black/African American
- Native Hawaiian/Pacific Islander
- Unreported/Unknown
- Asian
- Hispanic/Latino
- Two or More Races
- White

- Female
- Male

- Less than 20 years old
- 20-24 years old
- 25-39 years old
- 40 or more years old